

REST **is** your mobile strategy

Richard Wolf • UIC

richwolf@me.com







- [Account Summary](#)
- [Legal Agreements](#)

Your Account Summary



Personal & Professional Profile

[Update Profile](#)

Program Membership

Name: Richard Wolf
Individual ID: S9P3LAQKWZ
Account Type: Individual

Developer Programs



iOS Developer Program
Expiration Date: Jul 11, 2013



Mac Developer Program
Expiration Date: Aug 25, 2013



✦ Review REST

- ✦ Review REST
- ✦ Review iOS development

- ✦ Review REST
- ✦ Review iOS development
- ✦ Show two great things that go great together:
REST and iOS development

- ✦ Review REST
- ✦ Review iOS development
- ✦ Show two great things that go great together:
REST and iOS development
- ✦ How to think like a mobile developer...
why REST matters

- ✦ Review REST
- ✦ Review iOS development
- ✦ Show two great things that go great together:
REST and iOS development
- ✦ How to think like a mobile developer...
why REST matters
- ✦ Hey, it's four lightning talks in one!

96!

1st thing...

REST



RESTful Web Services Cookbook



REST in Practice

Hypermedia and Systems Architecture

Jim Webber
Savas Parastatidis
Ian Robinson

Foreword by Martin Fowler

O'REILLY[®]



REST API

Design Rulebook

Representational state transfer

From Wikipedia, the free encyclopedia

"REST" redirects here. For other uses, see Rest.



This article has multiple issues. Please help [improve it](#) or discuss these issues on the [talk page](#).

- This article **may require cleanup to meet Wikipedia's quality standards**. The specific problem is: **per talk page**.
(July 2012)
- This article includes a [list of references](#), but **its sources remain unclear because it has insufficient inline citations**.
(June 2012)

REpresentational State Transfer (REST) is a style of [software architecture](#) for [distributed](#) systems such as the [World Wide Web](#). REST has emerged as a predominant [Web service](#) design model.

The term *representational state transfer* was introduced and defined in 2000 by [Roy Fielding](#) in his doctoral dissertation.^{[1][2]} Fielding is one of the principal authors of the [Hypertext Transfer Protocol \(HTTP\)](#) specification versions 1.0 and 1.1.^{[3][4]}

Conforming to the [REST constraints](#) is generally referred to as being "RESTful".^[5]

Contents [\[hide\]](#)

- About
- Key goals
- Constraints
- Concept
 - Vocabulary re-use vs. its arbitrary extension: HTTP and SOAP
- Guiding principles of the interface
- Central principle
- RESTful web services
- Outside the Web
 - CMIP
 - Public implementations
 - Framework implementations
- See also
- Notes
- References

About

[\[edit\]](#)

The REST architectural style was developed^[*by whom?*] in parallel with [HTTP/1.1](#), based on the existing design of [HTTP/1.0](#).^[6] The [World Wide Web](#) represents the largest implementation of a system conforming to the REST architectural style. REST exemplifies how the Web's architecture emerged by characterizing and constraining the macro-interactions of the four components of the Web, namely [origin servers](#), [gateways](#), [proxies](#) and [clients](#), without imposing limitations on the individual participants. As

- ✦ **RE**presentational **S**tate **T**ransfer—a methodology developed alongside HTTP 1.1

- ✦ **RE**presentational **S**tate **T**ransfer—a methodology developed alongside HTTP 1.1
- ✦ Clients request **representations** of resources from servers; a resource is any meaningful “thing” that can be addressed; a representation is typically a document

- ✦ **RE**presentational **S**tate **T**ransfer—a methodology developed alongside HTTP 1.1
- ✦ Clients request **representations** of resources from servers; a resource is any meaningful “thing” that can be addressed; a representation is typically a document
- ✦ **Clients**, not servers, **maintain state**

GET

PUT

POST

DELETE

GET

read remote resource

PUT

modify/replace remote resource

POST

create a new resource

DELETE

delete remote resource

[http://lapi.transitchicago.com/api/1.0/ttarrivals.aspx?
key=9e44724c19f5443a80622e6b901e60a0&max=1&mapid=40360](http://lapi.transitchicago.com/api/1.0/ttarrivals.aspx?key=9e44724c19f5443a80622e6b901e60a0&max=1&mapid=40360)

Endpoint



[http://lapi.transitchicago.com/api/1.0/ttarrivals.aspx?
key=9e44724c19f5443a80622e6b901e60a0&max=1&mapid=40360](http://lapi.transitchicago.com/api/1.0/ttarrivals.aspx?key=9e44724c19f5443a80622e6b901e60a0&max=1&mapid=40360)

[http://lapi.transitchicago.com/api/1.0/ttarrivals.aspx?
key=9e44724c19f5443a80622e6b901e60a0&max=1&mapid=40360](http://lapi.transitchicago.com/api/1.0/ttarrivals.aspx?key=9e44724c19f5443a80622e6b901e60a0&max=1&mapid=40360)

`http://lapi.transitchicago.com/api/1.0/ttarrivals.aspx?
key=9e44724c19f5443a80622e6b901e60a0&max=1&mapid=40360`



Query String

[http://lapi.transitchicago.com/api/1.0/ttarrivals.aspx?
key=9e44724c19f5443a80622e6b901e60a0&max=1&mapid=40360](http://lapi.transitchicago.com/api/1.0/ttarrivals.aspx?key=9e44724c19f5443a80622e6b901e60a0&max=1&mapid=40360)

[http://lapi.transitchicago.com/api/1.0/ttarrivals.aspx?
key=9e44724c19f5443a80622e6b901e60a0&max=1&mapid=40360](http://lapi.transitchicago.com/api/1.0/ttarrivals.aspx?key=9e44724c19f5443a80622e6b901e60a0&max=1&mapid=40360)



Token 1



Token 2



Token 3

[http://lapi.transitchicago.com/api/1.0/ttarrivals.aspx?
key=9e44724c19f5443a80622e6b901e60a0&max=1&mapid=40360](http://lapi.transitchicago.com/api/1.0/ttarrivals.aspx?key=9e44724c19f5443a80622e6b901e60a0&max=1&mapid=40360)



Extensible Markup Language (XML) 1.0 (Fifth Edition)

W3C Recommendation 26 November 2008

This version:

<http://www.w3.org/TR/2008/REC-xml-20081126/>

Latest version:

<http://www.w3.org/TR/xml/>

Previous versions:

<http://www.w3.org/TR/2008/PER-xml-20080205/>

<http://www.w3.org/TR/2006/REC-xml-20060816/>

Editors:

Tim Bray, Textuality and Netscape <tbray@textuality.com>

Jean Paoli, Microsoft <jeanpa@microsoft.com>

C. M. Sperberg-McQueen, W3C <cmsmcq@w3.org>

Eve Maler, Sun Microsystems, Inc. <eve.maler@east.sun.com>

François Yergeau

Please refer to the [errata](#) for this document, which may include some normative corrections.

The [previous errata](#) for this document, are also available.

See also [translations](#).

This document is also available in these non-normative formats: [XML](#) and [XHTML with color-coded revision indicators](#).

[Copyright](#) © 2008 [W3C](#)[®] ([MIT](#), [ERCIM](#), [Keio](#)), All Rights Reserved. W3C [liability](#), [trademark](#) and [document use](#) rules apply.

Abstract

The Extensible Markup Language (XML) is a subset of SGML that is completely described in this document. Its goal is to enable generic content to be received, and processed on the Web in the way that is now possible with HTML. XML has been designed for ease of implementation and use, both on the Web and in other environments.



Introducing JSON

العربية Български 中文 Český Nederlandse English Esperanto Française Deutsch Ελληνικά עברית Magyar Indonesia Italiano 日本 한국어 فارسی Polski Português Română Русский Српски Slovenščina Español Svenska Türkçe Tiếng Việt

JSON (JavaScript Object Notation) is a lightweight data-interchange format. It is easy for humans to read and write. It is easy for machines to parse and generate. It is based on a subset of the [JavaScript Programming Language, Standard ECMA-262 3rd Edition - December 1999](#). JSON is a text format that is completely language independent but uses conventions that are familiar to programmers of the C-family of languages, including C, C++, C#, Java, JavaScript, Perl, Python, and many others. These properties make JSON an ideal data-interchange language.

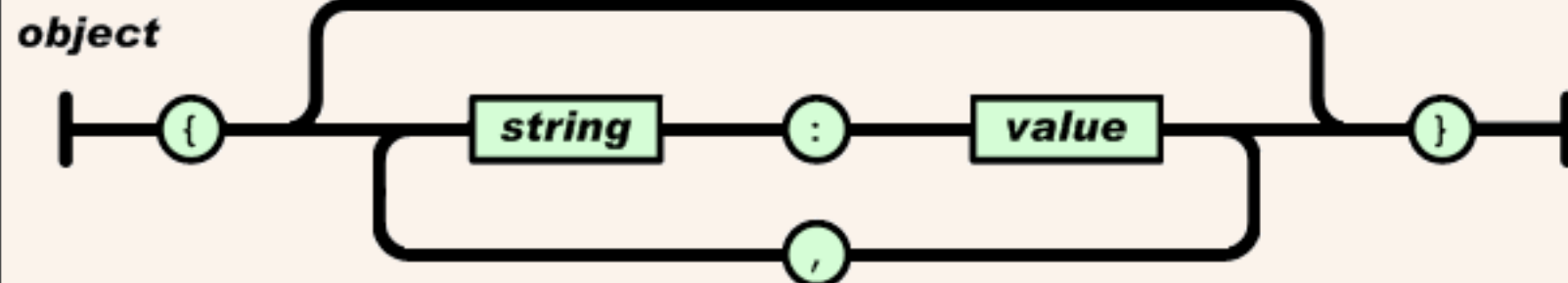
JSON is built on two structures:

- A collection of name/value pairs. In various languages, this is realized as an *object*, record, struct, dictionary, hash table, keyed list, or associative array.
- An ordered list of values. In most languages, this is realized as an *array*, vector, list, or sequence.

These are universal data structures. Virtually all modern programming languages support them in one form or another. It makes sense that a data format that is interchangeable with programming languages also be based on these structures.

In JSON, they take on these forms:

An *object* is an unordered set of name/value pairs. An object begins with { (left brace) and ends with } (right brace). Each name is followed by : (colon) and the name/value pairs are separated by , (comma).



An *array* is an ordered collection of values. An array begins with [(left bracket) and ends with] (right bracket). Values are separated by , (comma).

```
object
  {}
  { members }
members
  pair
  pair , members
pair
  string : value
array
  []
  [ elements ]
elements
  value
  value , elements
value
  string
  number
  object
  array
  true
  false
  null
```

```
string
  ""
  " chars "
chars
```


[Home](#) → [Documentation](#)

REST API Resources

[Jump to](#)

Timelines

Timelines are collections of Tweets, ordered with the most recent first.

Resource	Description
GET statuses/home_timeline	Returns the 20 most recent statuses, including retweets if they exist, posted by the authenticating user and the user's they follow. This is the same timeline seen by a user when they login to twitter.com. This method is identical to statuses/friends_timeline, except that this method always...
GET statuses/mentions	Returns the 20 most recent mentions (status containing @username) for the authenticating user. The timeline returned is the equivalent of the one seen when you view your mentions on twitter.com. This method can only return up to 800 statuses. If include_rts is set only 800 statuses, including...
GET statuses/public_timeline	Returns the 20 most recent statuses, including retweets if they exist, from non-protected users. The public timeline is cached for 60 seconds. Requesting more frequently than that will not return any more data, and will count against your rate limit usage. Consider using the Streaming API's...
GET statuses/retweeted_by_me	Returns the 20 most recent retweets posted by the authenticating user.
GET statuses/retweeted_to_me	Returns the 20 most recent retweets posted by users the authenticating user follow.
GET statuses/retweets_of_me	Returns the 20 most recent tweets of the authenticated user that have been retweeted by others.
GET statuses/user_timeline	Returns the 20 most recent statuses posted by the authenticating user. It is also possible to request another user's timeline by using the screen_name or user_id parameter. The other users timeline will only be visible if they are not protected, or if the authenticating user's follow request was...
GET statuses/retweeted_to_user	Returns the 20 most recent retweets posted by users the specified user follows. The user is specified using the user_id or screen_name parameters. This method is identical to statuses/retweeted_to_me except you can choose the user to view.

API Documentation and Tools

The Times Developer Network is our API clearinghouse and community. Get the latest news about New York Times APIs, read the API documentation, browse the application gallery and connect with other developers in the forum.

Overview

APIs

- **APIs**
- [The Article Search API](#)
- [The Best Sellers API](#)
- [The Campaign Finance API](#)
- [The Community API](#)
- **The Congress API**
 - ↳ [Requests](#)
 - ↳ [Common Parameters](#)
 - ↳ [Members](#)
 - ↳ [Member Lists](#)
 - ↳ [Member Bio and Roles](#)
 - ↳ [New Members](#)
 - ↳ [Current Members by State/District](#)
 - ↳ [Members Leaving Office](#)
 - ↳ [Member Vote Positions](#)
 - ↳ [Member Vote Comparison](#)
 - ↳ [Bills Cosponsored by a Member](#)
 - ↳ [Member Sponsorship Comparison](#)
 - ↳ [Member Floor Appearances](#)
 - ↳ [Votes](#)
 - ↳ [Roll-Call Votes](#)
 - ↳ [Votes by Type](#)
 - ↳ [Votes by Date](#)
 - ↳ [Nomination Votes](#)
 - ↳ [Bills](#)
 - ↳ [Recent Bills](#)
 - ↳ [Bills by Member](#)
 - ↳ [Bill Details](#)
 - ↳ [Bill Subjects, Amendments](#)

The Congress API

With the Congress API, you can get summaries of roll-call votes in the U.S. Congress; get lists of members of Congress; and get vote data, floor appearances, biographical information and role data for individual House and Senate members. You can also get information about bills (summaries and bill actions), nominees, committees and schedules.

For information about changes in the current version, see [Introducing Version 3 of the Congress API](#) and the [summary of changes](#) on this page. For a general overview and background, see [Introducing the Congress API](#).

Note: In this document, curly braces { } indicate required items. Square brackets [] indicate optional items or placeholders.

THE CONGRESS API AT A GLANCE

Base URI	<code>http://api.nytimes.com/svc/politics/{version}/us/legislative/congress</code>
Scope	<p>House of Representatives votes and members: 102nd Congress (1991–1993) to present</p> <p>House of Representatives member roles: 98th Congress (1983–1985) to present</p> <p>Senate votes: 101st Congress (1989–1991) to present</p> <p>Senate members and member roles: 80th Congress (1947–1949) to present</p> <p>Floor appearances: 111th Congress (2009–2010) to present (earlier data will be added)</p> <p>Bills: 105th Congress (1997–1999) to present</p> <p>Nominees: 107th Congress (2001–2002) to present</p> <p>Additional scope notes are included with the descriptions of the various request types.</p>
HTTP method	GET
Response formats	XML (.xml, default), JSON (.json)
Quick links	Requests Responses Examples Errors Change Log

To use the Congress API, you must [sign up for an API key](#). Usage is limited to 5000 requests per day (rate limits are subject to change). Please read and agree to the [API Terms of Use](#), the [Supplemental Terms of Use](#) and the [Attribution Guidelines](#) before you



Press Releases

Reports & Notices

@ the CTA (Newsletter)

Connections (TV Show)

Performance

Going Green

Developer Center

CTA Train Tracker API

CTA Bus Tracker API

Customer Alerts API

Scheduled Service Data (GTFS)

Further Reading

DIY Transit Info Display

Apps

CTA Trademarks & You

Developer License Agreement & Terms of Use

Improvement Projects

Planning & Expansion

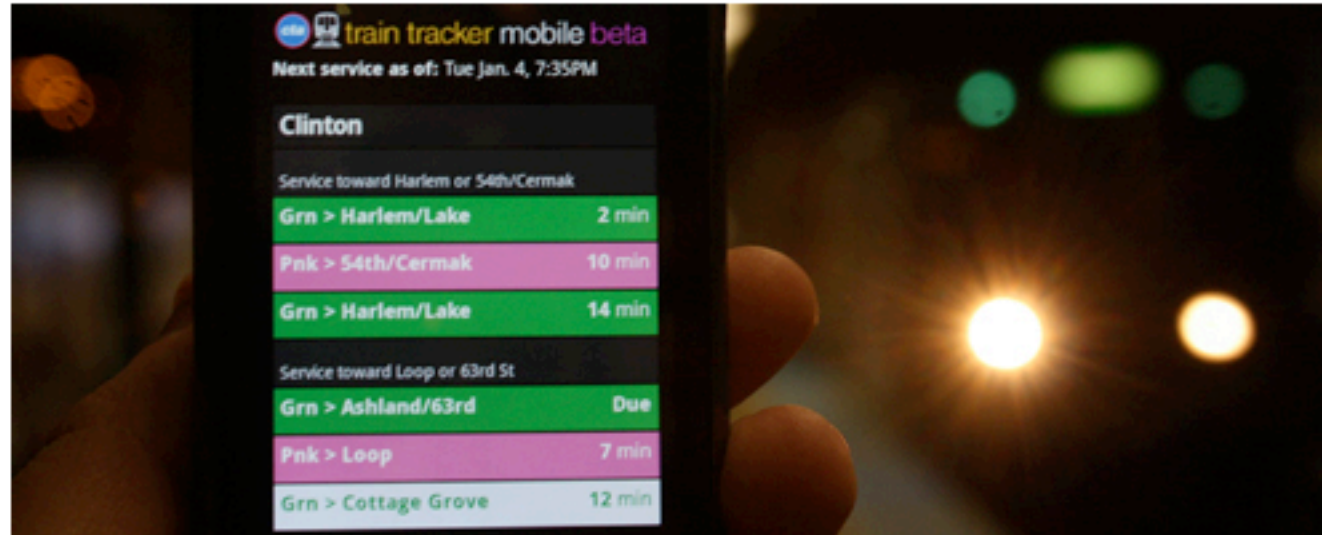
Red Line Extension

Orange Line Extension

Yellow Line Extension

Mystery Shopper

Charter a Train



CTA Train Tracker API

Overview

The CTA Train Tracker SM API beta test provides a gateway into near-real-time CTA bus train estimated arrival times. You can use the official [CTA Train Tracker](#) service via Web or mobile device.

To use this API, you must agree to the [Terms of Service](#) and apply for an API key.

How train data gets into our system

Information in the CTA Train Tracker beta comes from data fed to CTA from its rail infrastructure (unlike buses, our current railcar fleet does not have GPS hardware). This data is then processed by software we use to monitor our rail system which also generates the predictions for train arrivals based on recent train travel times from one point to another. (The software is a product called QuicTrak, made by QEI, Inc.)

Prediction data are combined with other data and polished to help present information in the most meaningful way possible.

Quick Links

- Schedules
- Maps
- Alerts
- Transit Trackers
- Chicago Card
- Fare Info

Plan a trip

Start (e.g. O'Hare Airport)

End (e.g. 1 N State St, Chicago, IL)

Leave Now

Depart or Arrive

on 7/16/2011

at 03 : 50 PM

Get directions with:

[About trip planners \(and more options\)..](#)

System Status

So that's REST...

2nd thing...

iOS development







Beginning
iOS 6
Development
Exploring the iOS SDK

David Mark | Jack Nutting | Jeff LaMarche | Fredrik Olsson



More

iOS 6

Development

Further Explorations of the iOS SDK

David Mark | **Alex Horovitz** | **Kevin Kim** | **Jeff LaMarche**

✦ Xcode

- ✦ Xcode
- ✦ Objective-C

- ✦ Xcode
- ✦ Objective-C
- ✦ Cocoa Touch

- ✦ Xcode
- ✦ Objective-C
- ✦ Cocoa Touch
- ✦ Provisioning

Fritz Anderson

**Completely
Revised**

Covers Xcode 4
for iOS and Mac
Development

Xcode 4

UNLEASHED





Xcode

Everything you need to create great apps for Mac, iPhone, and iPad.



Free

Xcode

Xcode provides everything developers need to create great applications for Mac, iPhone, and iPad. Xcode 4 has been streamlined to help you write better apps. It has unified user interface design, coding, testing, and debugging all within a single window. The Xcode IDE analyzes the details of your project to identify mistakes in both syntax and logic, it can even help fix your code for you.

...More

What's New in Version 4.5.2

- Support for iPad mini and iPad with Retina display (4th generation).
- Additional bug fixes and stability improvements....

...More

[Apple Web Site](#) ➤

[Xcode Support](#) ➤

[App License Agreement](#) ➤

Information

Category: Developer Tools
 Updated: Nov 01, 2012
 Version: 4.5.2
 Price: Free
 Size: 1.50 GB
 Language: English
 Seller: Apple Inc.
 © 2012 Apple Inc.

Rated 4+
 Requirements:
 OS X 10.7.4 or later

More by Apple

OS X Mountain Lion
 Productivity



David Chisnall



ESSENTIAL CODE AND COMMANDS

Objective-C 2.0

P H R A S E B O O K



- A strict superset of the C language.

- ✦ A strict superset of the C language.
- ✦ Adds objects, a dynamic runtime, and other stuff (e.g., closures) to C.

- ✦ A strict superset of the C language.
- ✦ Adds objects, a dynamic runtime, and other stuff (e.g., closures) to C.
- ✦ If you know C, you can learn Objective-C in hours.

- ✦ A strict superset of the C language.
- ✦ Adds objects, a dynamic runtime, and other stuff (e.g., closures) to C.
- ✦ If you know C, you can learn Objective-C in hours.
- ✦ If you know something else, you just need a couple of days to learn some C things.

Overview

Developer Tools

iOS

What's New in iOS 5

Accessibility

Audio and Video

Cocoa Touch

Data Management

Graphics and Animation

Networking and Internet

Features

OS X

Safari

Xcode 4

Download the complete developer toolset for building Mac, iPhone, and iPad apps, including the Xcode IDE, Instruments and iOS Simulator.

Download Xcode

iOS Cocoa Touch

The Cocoa Touch frameworks that drive iOS apps share many proven patterns found on the Mac, but were built with a special focus on touch-based interfaces and optimization. UIKit provides the basic tools you need to implement graphical, event-driven applications in iOS. UIKit builds on the same Foundation framework infrastructure found on the Mac OS X, including file handling, networking, string building, and more.



The unique interface of iOS means that Cocoa Touch has a unique design to match. Using UIKit you have access to the special GUI controls, buttons, and full-screen views on iOS. You also get to control your application with the accelerometer and the multi-touch gesture.

Built on Objective-C

Much of Cocoa Touch is implemented in Objective-C, an object-oriented language that is compiled to run at incredible speed, yet employs a truly dynamic runtime making it uniquely flexible. Because Objective-C is a superset of C, it is easy to mix C and even C++ into your Cocoa Touch applications.

As your application runs, the Objective-C runtime instantiates objects based on executing logic – not just in ways defined during compilation. For example, a running Objective-C application can

Design Patterns

Elements of Reusable
Object-Oriented Software

Erich Gamma
Richard Helm
Ralph Johnson
John Vlissides





Foundation Framework Reference

The Foundation framework defines a base layer of Objective-C classes. In addition to providing a set of useful primitive object classes, it introduces several paradigms that define functionality not covered by the Objective-C language. The Foundation framework is designed with these goals in mind:

- Provide a small set of basic utility classes.
- Make software development easier by introducing consistent conventions for things such as deallocation.
- Support Unicode strings, object persistence, and object distribution.
- Provide a level of OS independence, to enhance portability.

The Foundation framework includes the root object class, classes representing basic data types such as strings and byte arrays, collection classes for storing other objects, classes representing system information such as dates, and classes representing communication ports. See [Figure I-1](#) for a list of those classes that make up the Foundation framework.

[\[More\]](#)

Framework	/System/Library/Frameworks/Foundation.framework
Header file directories	/System/Library/Frameworks/Foundation.framework/Headers
Companion guides	Cocoa Fundamentals Guide Foundation Release Notes

Class References

- [NSAffineTransform](#)
- [NSAppleEventDescriptor](#)
- [NSAppleEventManager](#)
- [NSAppleScript](#)
- [NSArchiver](#)
- [NSArray](#)
- [NSAssertionHandler](#)
- [NSAttributedString](#)
- [NSAutoreleasePool](#)
- [NSBlockOperation](#)
- [NSBundle](#)
- [NSCache](#)
- [NSCachedURLResponse](#)

Protocol References

- [NSCoding](#)
- [NSComparisonMethods](#)
- [NSConnectionDelegate](#)
- [NSCopying](#)
- [NSDecimalNumberBehaviors](#)
- [NSErrorRecoveryAttempting](#)
- [NSFastEnumeration](#)
- [NSFileManagerDelegate](#)
- [NSFilePresenter](#)
- [NSKeyedArchiverDelegate](#)
- [NSKeyedUnarchiverDelegate](#)
- [NSKeyValueCoding](#)
- [NSKeyValueObserving](#)

Other References

- [Foundation Functions](#)
- [Foundation Data Types](#)
- [Foundation Constants](#)
- [Revision History](#)

UIKit Framework Reference

The UIKit framework provides the classes needed to construct and manage an application's user interface for iOS. It provides an application object, event handling, drawing model, windows, views, and controls specifically designed for a touch screen interface. [Figure I-1](#) illustrates the classes in this framework.

[\[More\]](#)

Framework	<code>/System/Library/Frameworks/UIKit.framework</code>
Header file directories	<code>/System/Library/Frameworks/UIKit.framework/Headers</code>

Class References

[NSBundle UIKit Additions](#)
[NSCoder UIKit Additions](#)
[NSIndexPath UIKit Additions](#)
[NSObject UIKit Additions](#)
[NSString UIKit Additions](#)
[NSValue UIKit Additions](#)
[UIAcceleration](#)
[UIAccelerometer](#)
[UIAccessibilityElement](#)
[UIActionSheet](#)
[UIActivityIndicatorView](#)
[UIAlertView](#)
[UIApplication](#)
[UIBarButtonItem](#)
[UBarItem](#)
[UIBezierPath](#)
[UIButton](#)
[UIColor](#)
[UIControl](#)
[UIDatePicker](#)
[UIDevice](#)
[UIDictationPhrase](#)
[UIDocument](#)
[UIDocumentInteractionController](#)
[UIEvent](#)

Protocol References

[UIAccelerometerDelegate](#)
[UIAccessibility](#)
[UIAccessibilityAction](#)
[UIAccessibilityContainer](#)
[UIAccessibilityFocus](#)
[UIActionSheetDelegate](#)
[UIAlertViewDelegate](#)
[UIAppearance](#)
[UIAppearanceContainer](#)
[UIApplicationDelegate](#)
[UIDocumentInteractionControllerDelegate](#)
[UIGestureRecognizerDelegate](#)
[UIImagePickerControllerDelegate](#)
[UIKeyInput](#)
[UINavigationControllerDelegate](#)
[UINavigationControllerDelegate](#)
[UIPageViewControllerDataSource](#)
[UIPageViewControllerDelegate](#)
[UIPickerViewAccessibilityDelegate](#)
[UIPickerViewDataSource](#)
[UIPickerViewDelegate](#)
[UIPopoverControllerDelegate](#)
[UIPrintInteractionControllerDelegate](#)
[UIResponderStandardEditActions](#)
[UIScrollViewDelegate](#)

Other References

[UIKit Data Types](#)
[UIKit Constants](#)
[UIKit Function](#)
[UIRotationGestureRecognizer_Class](#)

[Revision History](#)

iOS Provisioning Portal

Welcome, Richard Wolf

[Edit Profile](#)

[Log out](#)

Provisioning Portal

[Go to iOS Dev Center](#)

Home

[Certificates](#)

[Devices](#)

[App IDs](#)

[Pass Type IDs](#)

[Provisioning](#)

[Distribution](#)

Welcome to the iOS Provisioning Portal

The iOS Provisioning Portal lets you manage certificates, authorize devices, and create profiles for developing, testing, and distributing your app.



Visit Member Center for Team, Account, and Program Info

- View account information, including your Team ID, profile, and program details
- Request and purchase Technical Support Incidents (TSIs)
- Manage your development team

[Sign in to Member Center now](#)



Development Provisioning Assistant

To get your app on an iOS device, use the Development Provisioning Assistant to create and install a Provisioning Profile and iOS Development Certificate.

[Launch Assistant](#)

Portal Resources



[iOS App Workflow Guide](#)



[App Development Overview](#)

How-To's



[Obtaining your Certificate](#)

[View video](#)



[Assigning Devices](#)

[View video](#)



[Creating your App IDs](#)

[View video](#)



[Creating Provisioning Profiles](#)

[View video](#)



Support Resources

iTunes Connect Support

Find answers to questions about the iTunes Connect system, including uploading your application or finding a Finance Report.

Technical Support

Receive code-level, technical assistance for your specific development issue.

Developer Support

Contact us for general inquiries, including Program questions, account issues and change of contact information.

So that's iOS dev...

3rd thing...

REST + iOS = Cool!

Search

Standard Number ⓘ

Enter an ISBN, OCLC#, UPC, or ISSN

Standard Number:

Search

Title/Author

Enter a Title, an Author, or both.

Title:

Author:

Search

Subject Heading

Enter a FAST Subject Heading ⓘ

Subject Heading:

Search

Classify News & Updates


October 2012 - **Classify Updates**

- The database provides access to more than 91 million classification numbers.
- Visit [WebDewey](#) to request a free trial of WebDewey for your library.

October 2012 - **Database Refresh**

The Classify database is current through September 2012

Jump Right In...





Metadata Management

Classify

Classify



Classify is a FRBR-based prototype designed to support the assignment of classification numbers and subject headings for books, DVDs, CDs, and other types of materials.

Overview

This project applies principles of the FRBR model to aggregate bibliographic information above the manifestation level. Bibliographic records are grouped using the [OCLC FRBR Work-Set algorithm](#) to form a work-level summary of the class numbers and subject headings assigned to a work. You can retrieve a summary by ISBN, ISSN, UPC, OCLC number, author/title, or subject heading.

The Classify database is accessible through a user interface and as a machine-to-machine service. The database provides access to more than 36 million WorldCat records that contain Dewey Decimal Classification (DDC) numbers, Library of Congress Classification (LCC) numbers, or National Library of Medicine (NLM) Classification numbers. Classify records also include subject headings from the [Faceted Application of Subject Terminology \(FAST\)](#) scheme.

This activity is part of ResearchWorks. Use of our prototypes is subject to [OCLC's terms and conditions](#). By continuing past this point, you agree to abide by these terms.



Try the online demo

Visit the prototype - or click on the examples in the body of this page - to view classification information and subject headings for a work.

Lead

[Diane Vizine-Goetz](#)

API Documentation

[Developer Network Handbook \(PDF\)](#)

[Article Exchange API](#)

[assignFAST](#)

[Classify](#)

Using the API

- [Parameters](#)
- [Response Details](#)

[Service Explorer](#)

[Dewey Web Services](#)

[FAST Linked Data API](#)

[Interlibrary Loan Policies Directory](#)

[LCNAF](#)

[MapFAST](#)

[Metadata Crosswalk](#)

[Open URL Gateway](#)

[Questionpoint knowledge base API](#)

[Terminology Services](#)

[VIAF](#)

[Home](#) > [Web Services](#) > [Classify](#) >

Using the API

The Classify Web Service is an experimental web service from the OCLC Office of Research. The web services enables users to submit an identifier such as an ISBN, ISSN, OCLC Number, LCCN, or UPC and retrieve information about the classification of that work in Dewey and Library of Congress Classifications. The service also retrieves [FAST headings](#). In addition to the web service, a [web interface to Classify is also available](#).

Examples

Retrieve classification information based on OCLC Number

<http://classify.oclc.org/classify2/Classify?oclc=57358293&summary=true>

Retrieve classification information based on ISBN

<http://classify.oclc.org/classify2/Classify?isbn=0679442723&summary=true>

Retrieve classification information based on ISSN

<http://classify.oclc.org/classify2/Classify?issn=0027-1535&summary=true>

Retrieve classification information based on LCCN

<http://classify.oclc.org/classify2/Classify?lccn=2011588147&summary=true>

[Login](#) or [register](#) to post comments

SUBMITTED BY ADMIN ON WED, 04/14/2010 - 3:21PM

API Documentation

[Developer Network Handbook \(PDF\)](#)

[Article Exchange API](#)

[assignFAST](#)

[Classify](#)

[Using the API](#)

- [Parameters](#)
- [Response Details](#)

[Service Explorer](#)

[Dewey Web Services](#)

[FAST Linked Data API](#)

[Interlibrary Loan Policies Directory](#)

[LCNAF](#)

[MapFAST](#)

[Metadata Crosswalk](#)

[Open URL Gateway](#)

[Questionpoint knowledge base API](#)

[Terminology Services](#)

[VIAF](#)

[Home](#) > [Web Services](#) > [Classify](#) > [Using the API](#) >

Response Details

There are there possible response formats from the Classify Web Service

- Summary
- Full Detail - only for available for single works
- Multi-Work

Summary

Fields

- Work
 - author - author
 - editions - number of editions
 - format - format
 - holdings - number of libraries with holdings
 - hydr -
 - lyr -
 - swid - work ID
 - title - title
- recommendations - This section contains classification recommendations
 - ddc - Dewey classification recommendations
 - mostPopular - section for most popular classifications
 - holdings - number of holdings with that classification
 - sfa - classification number from the subfield \$a of 082/092 or 050/090, or 060/096
 - nsfa - normalized classification number from the subfield \$a of 082/092 or 050/090, or 060/096
 - sf2 - subfield \$2 of 082/092
 - mostRecent - section for the classification from

Applications

FAVORITES

- Dropbox
- All My Files
- AirDrop
- Applications**
- Desktop
- Documents
- Downloads
- Movies
- Music
- Pictures
- richwolf

DEVICES

- Macintosh HD
- Remote Disc

Pomodorable

Preview

QuickTime Player

Read Later

Reeder

Reminders

Rested

Safari

ScreenFlow

Scrivener

Server

Sketch



Macintosh HD







Applications

FAVORITES

- Dropbox
- All My Files
- AirDrop
- Applications**
- Desktop
- Documents
- Downloads
- Movies
- Music
- Pictures
- richwolf

DEVICES

- Macintosh HD
- Remote Disc

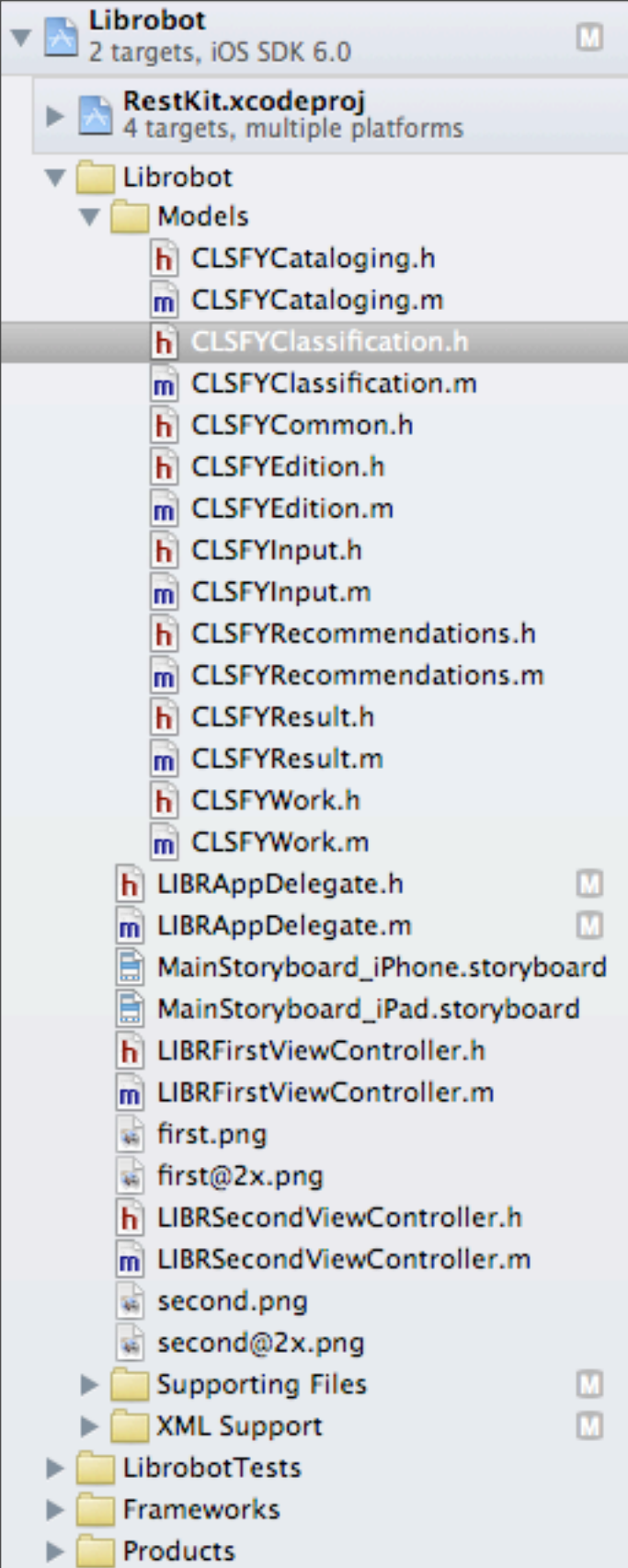
Time Machine	Time Track Pro	Tower	TrackSift
			
Transmit	Tweetbot	Twitterrific	Utilities
			
Versions	Viscosity	WiFi Explorer	Xcode
			
xScope	Yojimbo		



Macintosh HD




```
1 <?xml version="1.0" encoding="UTF-8"?>
2 <classify
3   xmlns="http://classify.oclc.org">
4   <response code="2"/>
5   <!--Classify is a product of OCLC Online Computer Library Center: http://classify.oclc.org-->
6   <work author="Dibdin, Michael | Hekman, Paul. | Kitchen, Michael, 1948- | Jabłoński, Mirosława
7   | Carlsson, Irja M. [Translator] | Loponen, Seppo." editions="51" format="Book" holdings="1
8   itemtype="itemtype-book" title="Così fan tutti : an Aurelio Zen mystery">035796477</work>
9   <orderBy>hold desc</orderBy>
10  <input type="isbn">0679442723</input>
11  <start>0</start>
12  <maxRecs>25</maxRecs>
13  <editions>
14    <edition author="Dibdin, Michael" format="Book" holdings="723" itemtype="itemtype-book"
15    language="eng" oclc="035796477" title="Così fan tutti : an Aurelio Zen mystery">
16      <classifications>
17        <class ind1="0" ind2="0" sfa="PR6054.I26" tag="050"/>
18        <class edition="21" ind1="0" ind2="0" sf2="21" sfa="823.914" tag="082"/>
19      </classifications>
20    </edition>
21    <edition author="Dibdin, Michael" format="Large print book" holdings="197" itemtype="item
22    type-book-largeprint" language="eng" oclc="037475190" title="Così fan tutti : an Aurelio Zen
23    mystery">
24      <classifications>
25        <class ind1="1" ind2="0" sfa="PR6054.I26" tag="050"/>
26        <class edition="21" ind1="0" ind2="0" sf2="21" sfa="823.914" tag="082"/>
27      </classifications>
28    </edition>
29    <edition author="Dibdin, Michael" format="Book" holdings="170" itemtype="itemtype-book"
30    language="eng" oclc="036046751" title="Così fan tutti">
31      <classifications>
32        <class ind1="0" ind2="0" sfa="PR6054.I26" tag="050"/>
33        <class edition="21" ind1="0" ind2="0" sf2="21" sfa="823.914" tag="082"/>
34      </classifications>
35    </edition>
36    <edition author="Dibdin, Michael" format="Book" holdings="120" itemtype="itemtype-book"
37    language="eng" oclc="039552493" title="Così fan tutti : an Aurelio Zen mystery">
```

```
1 #import <Foundation/Foundation.h>
2
3 @interface CLSFYClassification : NSObject
4
5 @property (nonatomic, copy) NSNumber *index1;
6 @property (nonatomic, copy) NSNumber *index2;
7 @property (nonatomic, copy) NSString *edition;
8 @property (nonatomic, copy) NSString *tag;
9 @property (nonatomic, copy) NSNumber *numberOfHoldings;
10 @property (nonatomic, copy) NSString *subfieldA;
11 @property (nonatomic, copy) NSString *normalizedSubfieldA;
12 @property (nonatomic, copy) NSString *subfield2;
13 @property (nonatomic, copy) NSNumber *heldBy;
14 @property (nonatomic, copy) NSString *identity;
15 @property (nonatomic, copy) NSString *identityDescription;
16
17 @end
18
```


RestKit

RestKit is an **Objective-C framework for iOS** that aims to make interacting with RESTful web services simple, fast and fun. It combines a clean, simple HTTP request/response API with a powerful object mapping system that reduces the amount of code you need to write to **get stuff done**.



Download Source

v0.20.0-pre6

More Links

- [Github project page](#) →
- [Google group](#) →
- [Twitter Page](#) →
- [API Docs](#) →
- [News & Updates](#) →



RestKit's primary goal is to allow the developer to think more in terms of their application's data model and **worry less** about the details of **sending requests, parsing responses, and building representations of remote resources**.

What does Restkit Provide?



A simple, high level HTTP request / response system.

RestKit ships with an HTTP client built on top of NSURLConnection and provides a library of helpful methods for inspecting MIME types and status codes. Submitting form data is as simple as providing a dictionary of parameters and a native params object is included for easily creating multi-part submissions.



Framework level support for switching servers & environments (development/production/staging).

RestKit uses a base URL and resource paths rather than full URL's to allow you to switch target servers quickly. Interpolating URL strings and constructing NSURL objects is a thing of the past.



Core Data support.



An object mapping system.

RestKit provides a modeling layer for mapping

PUBLIC

RestKit / RestKit

★ Star

3,665

Fork

853

Code	Network	Pull Requests 2	Issues 37	Wiki	Graphs
------	---------	-----------------	-----------	------	--------

RestKit is a framework for consuming and modeling RESTful web resources on iOS and OS X — [Read more](#)

<http://www.restkit.org/>

Clone in Mac
 ZIP
 HTTP
 SSH
 Git Read-Only

Read-Only access

branch: master

Files

Commits

Branches 3

Tags 17

RestKit /

1000+ commits

Merge branch 'release/0.20.0-pre6'

blakewatters authored 13 days ago

latest commit 22dd9ab40d

Code	13 days ago	Add support for dynamic nesting key serialization. closes #684 [blakewatters]
Docs	2 months ago	Add framework copy files images. refs #757 [blakewatters]
Examples	a month ago	Set explicit deployment targets for RKSearchExample and RKMMacOSX. refs ... [blakewatters]
Resources	5 months ago	Migrate table controller codebase into standalone project [blakewatters]
RestKit.xcodeproj	13 days ago	Add test coverage and fixes for `RKMappingTest`. closes #1086 [blakewatters]
RestKit.xcworkspace	2 months ago	Add a 'Build All Examples' shared scheme to the Workspace [blakewatters]
Tests	13 days ago	Add support for dynamic nesting key serialization. closes #684 [blakewatters]
Vendor	14 days ago	Bumped AFNetworking to 1.1.0 [jeanregisser]
.gitignore	3 months ago	Eliminated vendored copies of testing libraries in favor of Cocoapods... [blakewatters]
.gitmodules	2 months ago	Remove RKCatalog server submodule reference [blakewatters]

PUBLIC



RestKit / RestKit

★ Star

3,665

Fork

853

Code

Network

Pull Requests 2

Issues 37

Wiki

Graphs

Home

Pages

Wiki History

Git Access

Installing RestKit v0.20.x as a Git Submodule

Page History

This document describes the installation process for getting RestKit installed into an iOS project built using Xcode 4.x. If you have trouble building or running your app after completing the guide, please refer to the [Installation Troubleshooting](#) wiki page.

Installation via CocoaPods

The recommended installation mechanism for RestKit is via CocoaPods. CocoaPods is an Objective-C library dependency manager that streamlines the process of installing, configuring, and updating third-party libraries.

Please consult the [Installing RestKit v0.20.x via CocoaPods](#) page if you wish to utilize CocoaPods to install RestKit.

You can learn more about CocoaPods at the website: <http://cocoapods.org/>

Adding the Submodule

We recommend using a Git submodule to manage your installation of RestKit. The first step to installation is to add the submodule to your project:

```
$ cd /path/to/MyApplication
# If this is a new project, initialize git...
$ git init
$ git submodule add git://github.com/RestKit/RestKit.git
$ git submodule update --init --recursive
$ open RestKit
```


Librobot
2 targets, iOS SDK 6.0

RestKit.xcodeproj
4 targets, multiple platforms

Librobot

- Models
 - CLSFYCataloging.h
 - CLSFYCataloging.m
 - CLSFYClassification.h
 - CLSFYClassification.m
 - CLSFYCommon.h
 - CLSFYEdition.h
 - CLSFYEdition.m
 - CLSFYInput.h
 - CLSFYInput.m
 - CLSFYRecommendations.h
 - CLSFYRecommendations.m
 - CLSFYResult.h
 - CLSFYResult.m
 - CLSFYWork.h
 - CLSFYWork.m
- LIBAppDelegate.h
- LIBAppDelegate.m
- MainStoryboard_iPhone.storyboard
- MainStoryboard_iPad.storyboard
- LIBRFirstViewController.h
- LIBRFirstViewController.m
- first.png
- first@2x.png
- LIBRSecondViewController.h
- LIBRSecondViewController.m
- second.png
- second@2x.png
- Supporting Files
- XML Support
- LibrobotTests
- Frameworks
- Products

```
14 [RKMIMETypeSerialization registerClass:
15     [RKXMLReaderSerialization class] forMIMEType:
16     RKMIMETypeTextXML];
17
18 // "input"
19 RKObjectMapping *inputMapping = [RKObjectMapping
20     mappingForClass:[CLSFYInput class]];
21 [inputMapping addAttributeMappingsFromDictionary:@{
22     @"type": @"type",
23     @"text": @"text"
24     }];
25
26 // "classification"
27 RKObjectMapping *classificationMapping = [RKObjectMapping
28     mappingForClass:[CLSFYClassification class]];
29 [classificationMapping addAttributeMappingsFromDictionary:@{
30     @"ind1":     @"index1",
31     @"ind2":     @"index2",
32     @"tag":      @"tag",
33     @"edition":  @"edition",
34     @"holdings": @"numberOfHoldings",
35     @"sf2":      @"subfield2",
36     @"nsfa":     @"normalizedSubfieldA",
37     @"sfa":      @"subfieldA",
38     @"heldby":   @"heldBy",
39     @"ident":    @"identity",
40     @"text":     @"identityDescription"
41     }];
42
43 // "cataloging" (e.g., Dewey, Library of Congress, etc.)
44 RKObjectMapping *catalogingMapping = [RKObjectMapping
45     mappingForClass:[CLSFYCataloging class]];
```




Installed

PaintCode

★★★ Sale: 33% off! ★★★

Designing an attractive, resolution-independent user interface is hard, especially if you have to program your drawing code. PaintCode is a simple vector drawing app that instantly generates resolution-independent Objective-C and C#/MonoTouch drawing code....

[...More](#)

What's New in Version 1.2.1

- SVG import bug fixes
- Critical bug fixes and performance improvements

[PixelCut s.r.o. Web Site](#)

[PaintCode Support](#)

Information

Category: Developer Tools

Updated: Oct 11, 2012

Version: 1.2.1

Price: \$99.99

Size: 2.7 MB

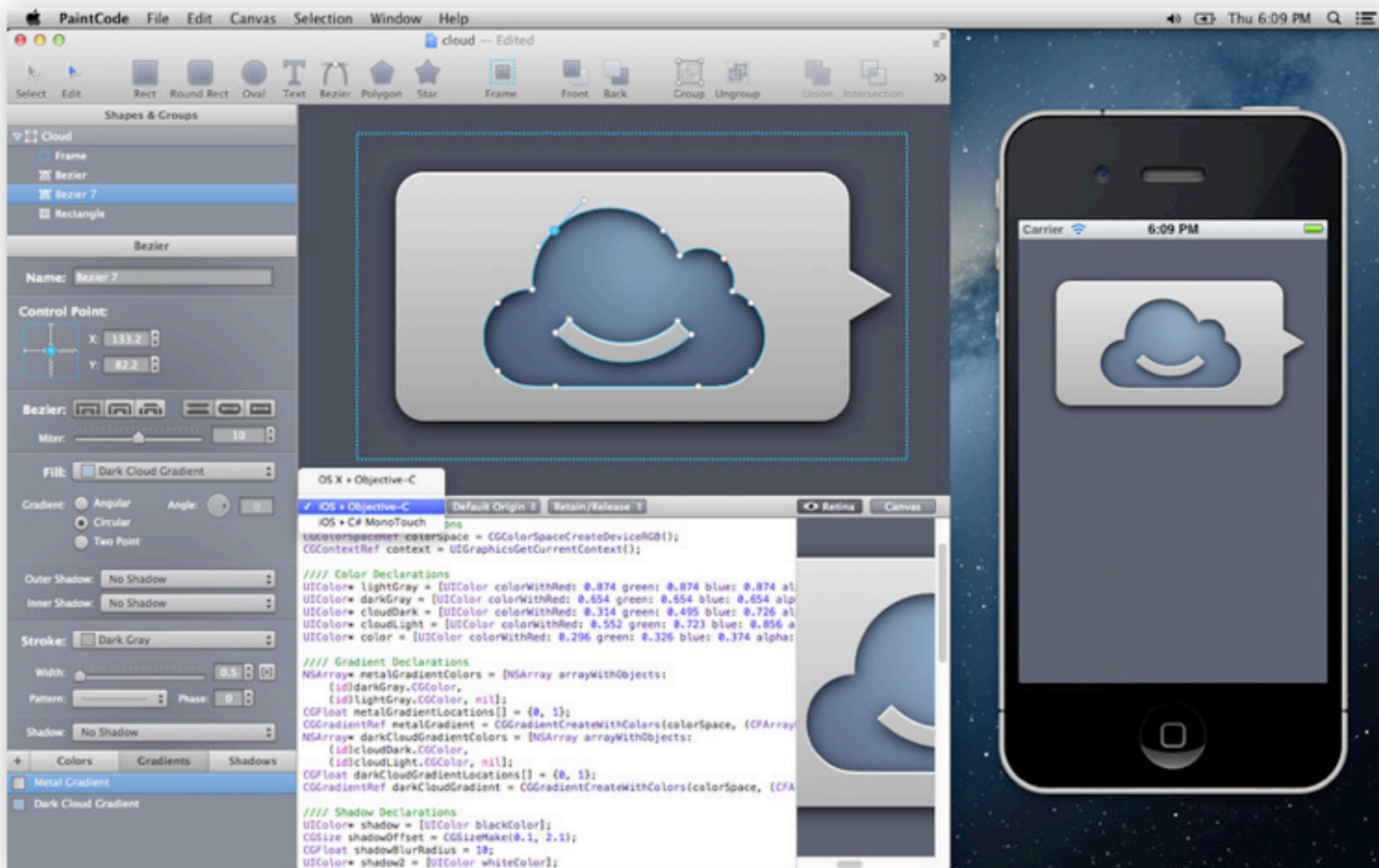
Language: English

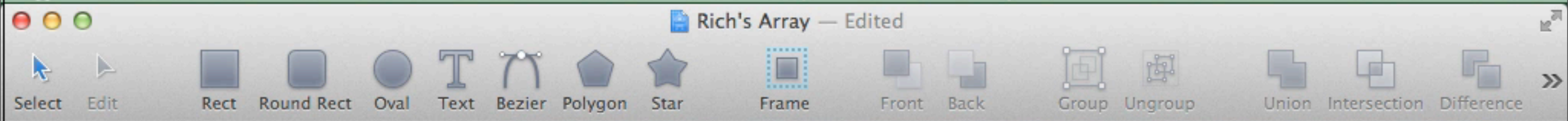
Seller: PixelCut s.r.o.

Copyright © 2012 PixelCut. All rights reserved.

Rated 4+


Requirements:
OS X 10.7 or later, 64-bit processor





- Shapes & Groups
- Frame
 - Header Title Text
 - Footer Rounded Rectangle
 - Cell Rectangle 2
 - Cell Rectangle
 - Header Rounded Rectangle

No Selection



- Colors Gradients Shadows Images
- Dark Shadow
 - Header Base Color
 - Cell Base Color
 - Cell Outline Color
 - Header Upper Color
 - Header Lower Color

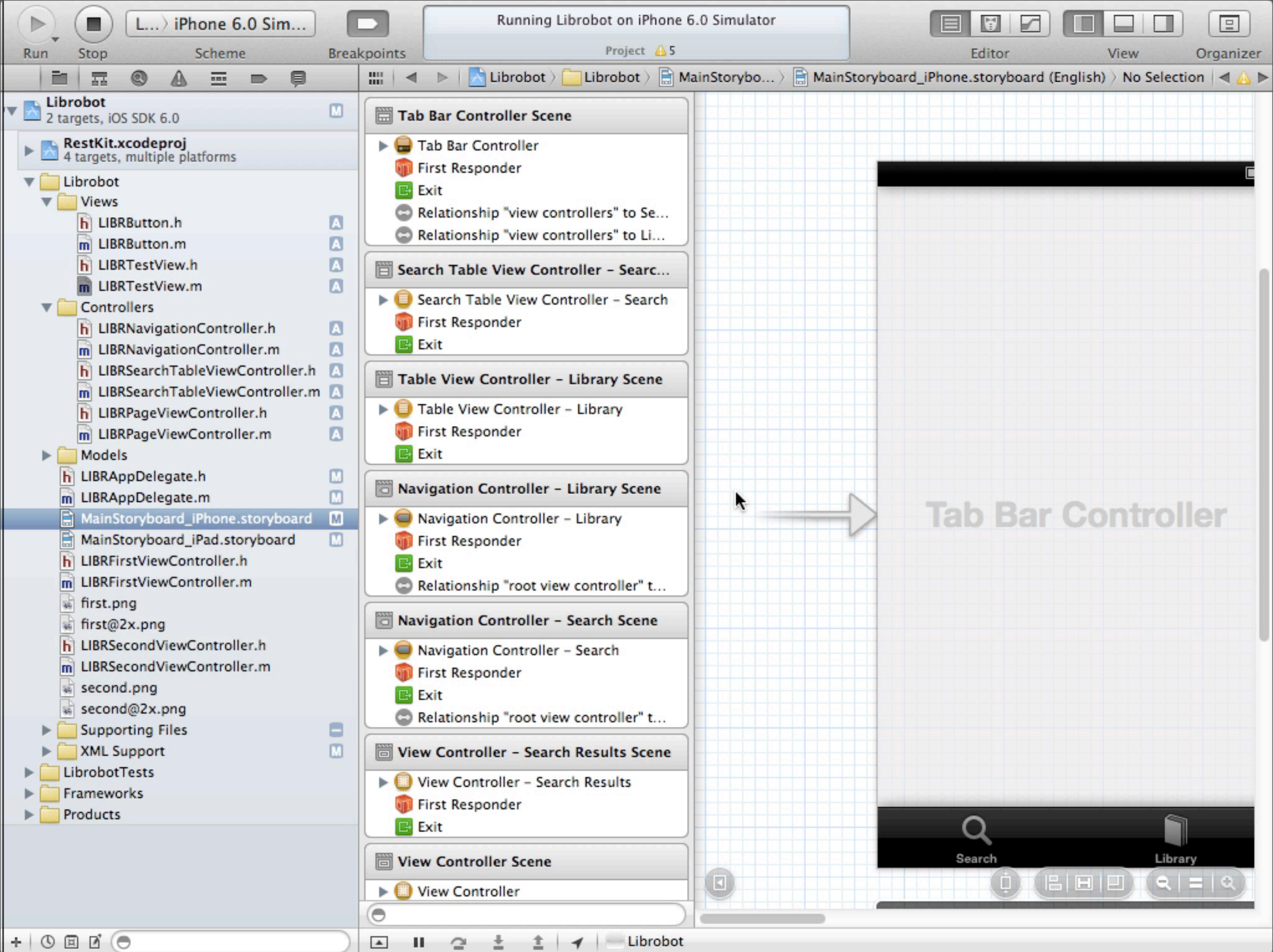


iOS > Objective-C iOS 5+ Default Origin ARC Export Retina Canvas

```
[footerRoundedRectanglePath stroke];

//// Header Title Text Drawing
CGRect headerTitleTextRect = CGRectMake(CGRectGetMinX(frame) + 22, CGRectGetMinY(frame) + 14, 221, 20);
CGContextSaveGState(context);
```







7204 West Friendly Ave • Building 2 • Unit H
Greensboro, NC 27410 USA
336.299.5251 / design@iconfactory.com
http://design.iconfactory.com

invoice

00074511
1/8/13

client

Richard Wolf
713-339-0574

richwolf@uic.edu

Richard K. Wolf
5055 South Lamon Avenue
Chicago, IL 60638-2104, USA


job description

client PO#


detailed billing

task description	units	rate	sub total
Downpayment for iOS icon design for Librobot.	4.2	\$175.00	\$735.00
Due upon receipt. If Questions contact cheryl@iconfactory.com			

1



2



3



4



Average App Store Review Times

Get Inspired by
100+ handpicked
creative sources.
Collect your
faves. For iPad.



POWERED by FUSION

iOS App Store



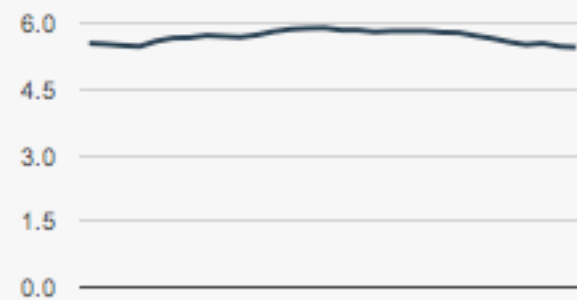
5 days

Based on 373 reviews in the last 30 days.

More Data

- ★ [Distribution Chart](#)
- ★ [Raw Twitter Data](#)
- ★ [Annual Trend Graph](#)

Rolling 30 Day Trend



Mac App Store



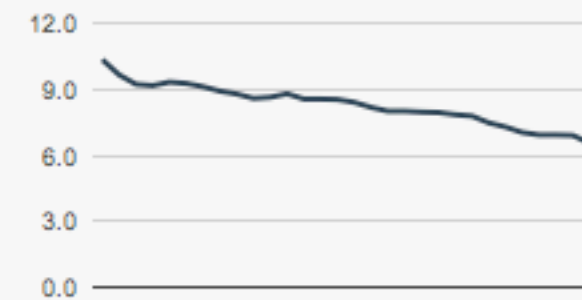
6 days

Based on 58 reviews in the last 30 days.

More Data

- ★ [Distribution Chart](#)
- ★ [Raw Twitter Data](#)
- ★ [Annual Trend Graph](#)

Rolling 30 Day Trend



What is this? This site tracks the average App Store review times for both the iOS and the Mac App Store using data crowdsourced from iOS and Mac developers on Twitter.

Who is collecting this data? We are [Shiny Development](#). We created this site in the hope that it would provide some useful information to developers around the world. We also run [iOS Dev Weekly](#), a weekly email with 10 or so links to the best blog posts and articles on iOS development for the week. If you are interested in the data here then it is likely that you will find something of interest in iOS Dev Weekly each week. [You should subscribe!](#)

Where does this data come from? This is not official Apple data. It is based only on anecdotal data from people tweeting their latest review times using the [#iosreviewtime](#) or [#macreviewtime](#) hash tags on Twitter.

UISprocket

Review Status



The most recent version of your app has been rejected. Before resubmitting it, visit the Resolution Center for details on outstanding issues.

[Resolution Center](#)

App Information [Edit](#)

Identifiers

SKU **00001**

Bundle ID **edu.uillinois.UISprocket**

Apple ID **528840501**

Type **iOS App**

Default Language **English**

Links

[View in App Store](#)

[Rights and Pricing](#)

[Manage In-App Purchases](#)

[Manage Game Center](#)

[Set Up iAd Network](#)

[Newsstand](#)

[Delete App](#)

Versions

Current Version



Version **1.0**

Status **Rejected**

Date Created **May 18, 2012**

Resolution Center

Use the Resolution Center to correspond with App Review until all issues with your app version have been resolved.

Binary Rejected May 25, 2012 04:23 PM

Reasons for Rejection:

2.12: Apps that are not very useful, are simply web sites bundled as apps, or do not provide any lasting entertainment value may be rejected

May 25, 2012 04:23 PM. From Apple.

2.12

We found that the features and/or content of your app were not useful or entertaining enough, or your app did not appeal to a broad enough audience, to be in compliance with the [App Store Review Guidelines](#).

For example, your app includes a very limited set of features. It would be appropriate to add iOS specific UI and functionality rather than displaying just text and table views.

We understand that there are no hard and fast rules to define this but it can be helpful to look at the apps featured on the App Store to get a feel for the type of experience our users expect.

We encourage you to review your app concept and evaluate whether you can incorporate different content and features that are in compliance with the Guidelines.

For app design information, check out the videos: "Getting Started video: The Ingredients of Great iPhone Apps" and "iPhone User Interface Design," available on the [iOS Developer Center](#), and the [iOS Human Interface Guidelines](#) in particular, the sections, "[Great iOS Apps Embrace the Platform and HI Design Principles](#)" and "[Human Interface Principles](#)".

If you cannot – or choose not to – revise your app to be in compliance with the App Store Review Guidelines, you may wish to build an HTML5 web app instead. You can distribute web apps directly on your web site; **the App Store does not accept or distribute web**

Librobot

Librobot

App Store by April 2nd

Librobot

App Store by April 2nd

Seriously!

Librobot

App Store by April 2nd

Seriously!

Be there!

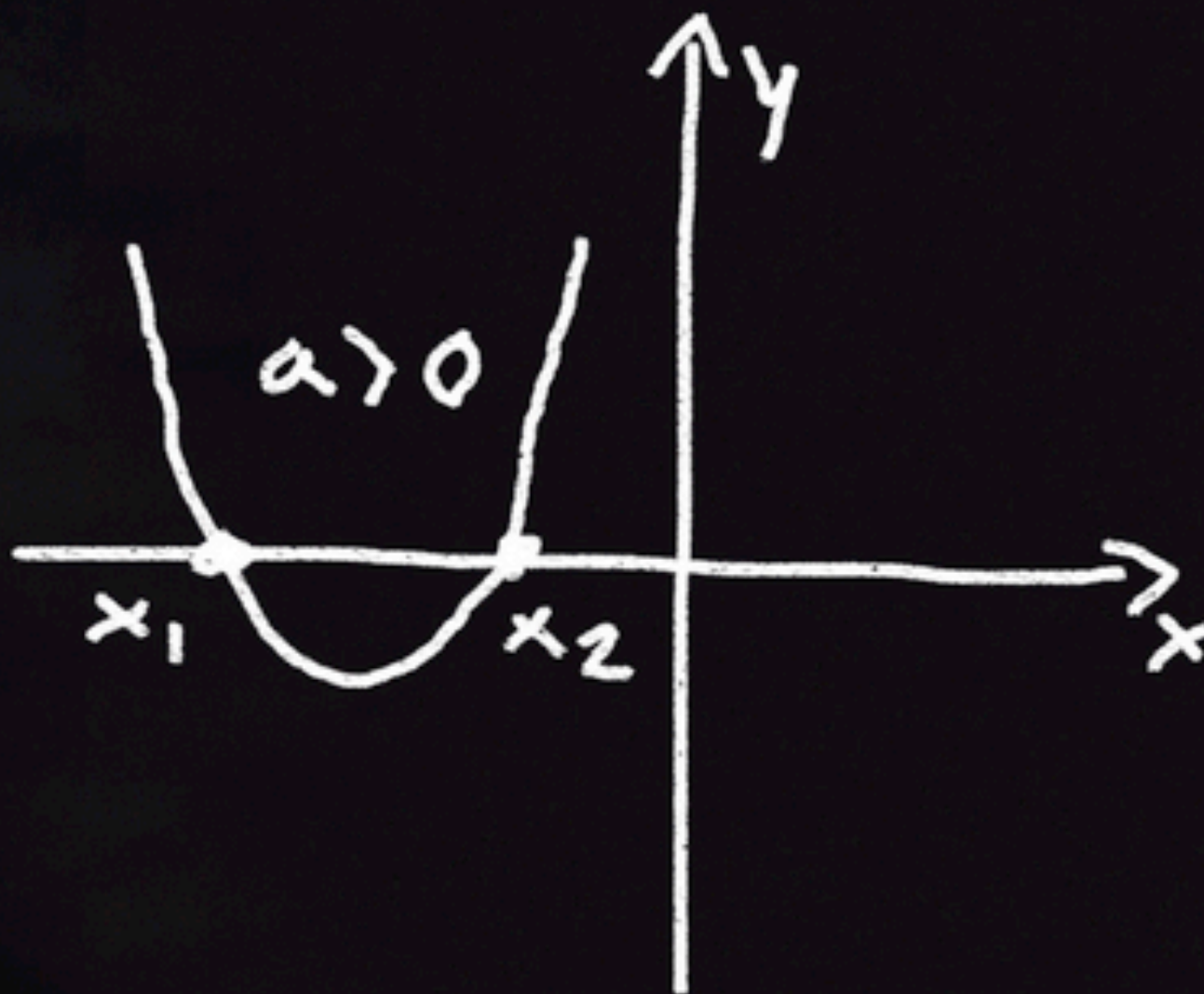
Last thing...
Why REST matters

***What are the
major milestones
in the Information Age?***

$$I_T = kC \$$$

$$I_T = kC\$$$

***The importance of any technology
is directly proportional to the amount of money
involved in its corresponding court case***



$$ax^2 + bx + c > 0 \Leftrightarrow x \in (x_1; x_2)$$

Apple Computer, Inc. v. Microsoft Corporation

From Wikipedia, the free encyclopedia



This article **needs additional citations for verification**. Please help **improve this article** by adding citations to **reliable sources**. Unsourced material may be **challenged and removed**. *(March 2012)*

Apple Computer, Inc. v. Microsoft Corporation, 35 F.3d 1435 (9th Cir. 1994) was a **copyright infringement** lawsuit in which Apple Computer, Inc. (now **Apple Inc.**) sought to prevent **Microsoft** and **Hewlett-Packard** from using visual **graphical user interface** (GUI) elements that were similar to those in Apple's **Lisa** and **Macintosh operating systems**. The court ruled that, "Apple cannot get patent-like protection for the idea of a graphical user interface, or the idea of a desktop metaphor [under copyright law]..."^[1] In the midst of the *Apple v. Microsoft* lawsuit, **Xerox** also sued Apple alleging that Mac's GUI was heavily based on Xerox's.^[2] The district court dismissed Xerox's claims without addressing whether Apple's GUI infringed Xerox's.^[3] Apple lost all claims in the *Microsoft* suit except for the ruling that the trash can icon and folder icons from Hewlett-Packard's **NewWave** windows application were infringing. The lawsuit was filed in 1988 and lasted four years; the decision was affirmed on appeal in 1994,^[1] and Apple's appeal to the **U.S. Supreme Court** was denied.

Contents [hide]

- 1 Background
- 2 Court case
- 3 Impact

Apple Computer, Inc. v. Microsoft Corporation



Court	United States Court of Appeals for the Ninth Circuit
Full case name	<i>Apple Computer, Inc. v. Microsoft Corporation and Hewlett-Packard Co.</i>
Date decided	September 19, 1994
Citation(s)	35 F.3d 1435; 63 USLW 2259,

1: Personal Computers

United States v. Microsoft

From Wikipedia, the free encyclopedia

United States v. Microsoft was a set of civil actions filed against [Microsoft Corporation](#) pursuant to the [Sherman Antitrust Act of 1890](#) Sections 1 and 2 on May 18, 1998 by the [United States Department of Justice](#) (DOJ) and 20 states. [Joel I. Klein](#) was the lead prosecutor. The plaintiffs alleged that Microsoft abused monopoly power on Intel-based personal computers in its handling of [operating system](#) sales and [web browser](#) sales. The issue central to the case was whether Microsoft was allowed to bundle its flagship [Internet Explorer](#) (IE) web browser software with its [Microsoft Windows](#) operating system. Bundling them together is alleged to have been responsible for Microsoft's victory in the [browser wars](#) as every Windows user had a copy of Internet Explorer. It was further alleged that this restricted the market for competing web browsers (such as [Netscape Navigator](#) or [Opera](#)) that were slow to download over a modem or had to be purchased at a store. Underlying these disputes were questions over whether Microsoft altered or manipulated its [application programming interfaces](#) (APIs) to favor Internet Explorer over third party web browsers, Microsoft's conduct in forming restrictive licensing agreements with [original equipment manufacturers](#) (OEMs), and Microsoft's intent in its course of conduct. Microsoft stated that the merging of Microsoft Windows and Internet Explorer was the result of [innovation](#) and competition, that the two were now the same product and were inextricably linked together and that consumers were now getting all the benefits of IE for free. Those who opposed Microsoft's position countered that the browser was still a distinct and separate product which did not need to be tied to the operating system, since a separate version of Internet Explorer was available for [Mac OS](#). They also asserted that IE was not really free because its development and marketing costs may have kept the price of Windows higher than it might otherwise have been. The case was tried before Judge [Thomas Penfield Jackson](#) in the [United States District Court for the District of Columbia](#). The DOJ was initially represented by [David Boies](#).

Contents [\[hide\]](#)

[1 History](#)

[2 Trial](#)

[2.1 Judgment](#)

[2.2 Witnesses](#)

2: The Internet

Apple Inc. v. Samsung Electronics Co., Ltd.

From Wikipedia, the free encyclopedia

Apple Inc. v. Samsung Electronics Co., Ltd. was the first of a series of ongoing [lawsuits](#) between [Apple Inc.](#) and [Samsung Electronics](#) regarding the design of [smartphones](#) and [tablet computers](#); between them, the companies made more than half of [smartphones](#) sold worldwide as of July 2012.^[1] In the spring of 2011, Apple began litigating against Samsung in [patent infringement](#) suits, while Apple and [Motorola Mobility](#) were already engaged in a [patent war](#) on several fronts.^[2] Apple's multinational litigation over technology [patents](#) became known as part of the [mobile device](#) patent wars: extensive litigation in fierce competition in the global market for consumer mobile communications.^[3] By August 2011, Apple and Samsung were litigating 19 ongoing cases in nine countries; by October, the legal disputes expanded to ten countries.^{[4][5]} By July 2012, the two companies were still embroiled in more than 50 lawsuits around the globe, with billions of dollars in damages claimed between them.^[6] While Apple won a ruling in its favour in the U.S., Samsung won rulings in South Korea and Japan, and the UK.

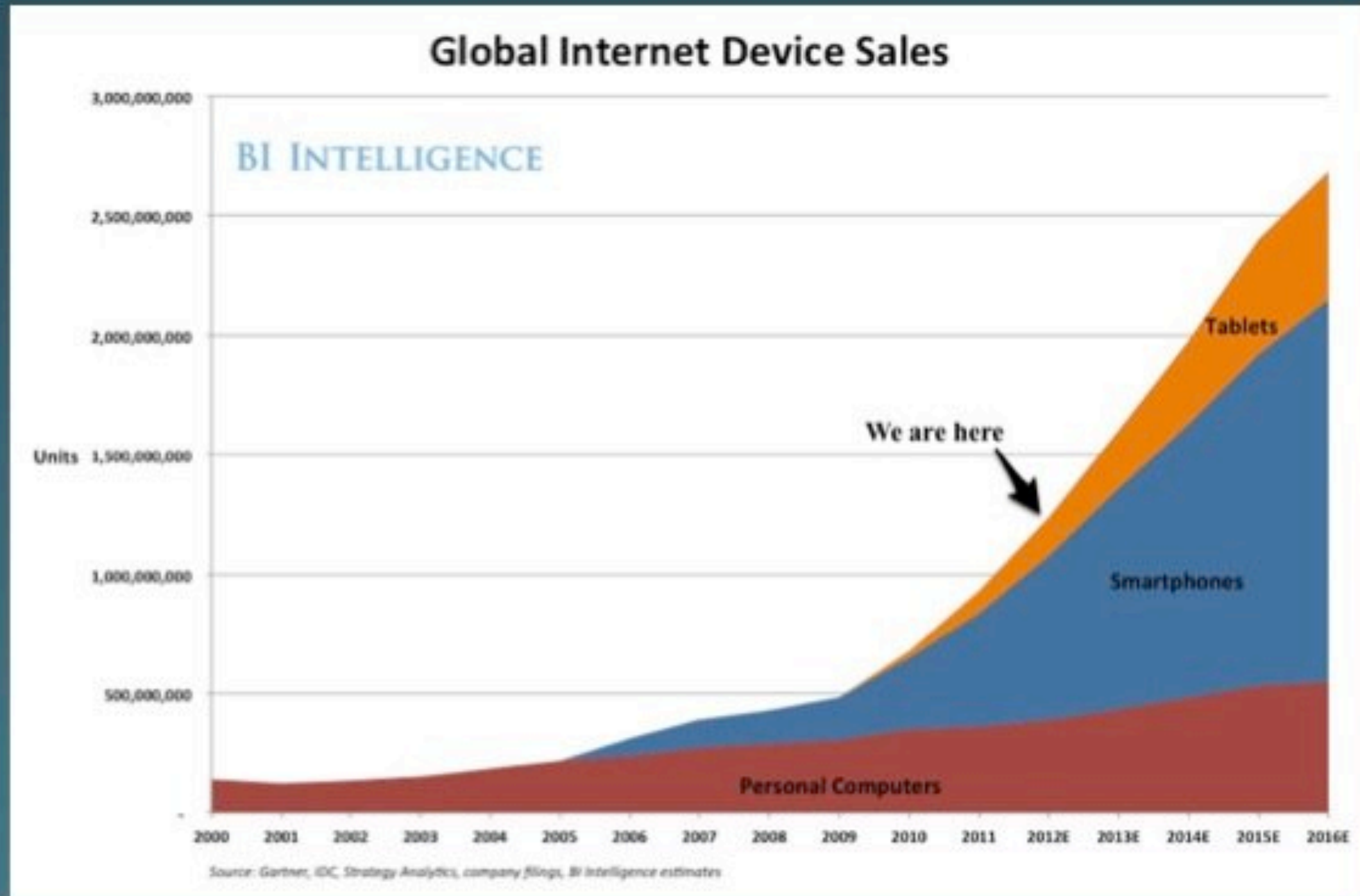
Contents [\[hide\]](#)

- 1 Origin
- 2 South Korean lawsuit
- 3 Japan Lawsuits
- 4 German courts
- 5 French and Italian courts
- 6 Dutch courts
- 7 Australian courts
- 8 British courts
- 9 U.S. courts
 - 9.1 First US Trial
 - 9.1.1 US verdict
 - 9.1.2 Injunction of US sales during first trial

3: Mobility!



In a few years, the number of mobile devices will DWARF the number of PCs



What's our response?



On this site

- [IT Governance](#)
- [Campus Initiatives](#)
- ▼ [CITES](#)
 - [Annual Reports](#)
- [IT Policies](#)

Additional links

- [IT Accessibility](#)
- [IT Excellence](#)
- [AITS](#)
- [Executive CIO](#)

Search

Foundations for an Illinois Mobile Strategy

This white paper presents some important considerations related to mobile computing and institutional strategy. Its purpose is to stimulate broader conversation and creative thinking on mobile computing's potential to address student, faculty, and staff needs in innovative ways. The paper concludes with specific next steps, designed to tap into our growing body of mobile-computing expertise, engage key players from the outset, and identify collaborative opportunities on which to build and implement an effective mobile strategy.

In this white paper...

“Mobile computing” refers to the use of mobile apps and mobile-friendly web sites on portable Internet-capable devices (such as smart phones, iPads, tablet PCs, and other devices offering portability, easy network access, and other conveniences).

The purpose of a “mobile computing strategy” for Illinois would be to bring more coherence to decision-making related to mobile computing opportunities, and to foster development of an expert community that could share their knowledge with others. In other words, the strategy would (1) help people at the institutional, organization, and individual level determine whether they need a mobile presence, and if so, determine what it should do and how it could do it most effectively; and (2) minimize reinvention of the wheel through shared expertise.

The tangible deliverables of an Illinois mobile strategy would be (1) readily available descriptions of key issues for decision-makers, and (2) a collaborative expert community with opportunities for training and sharing expertise.

Contributors from across campus will continually shape the content of campus mobile computing

Instances have already arisen where **proposed mobile apps (put forward by students or the IT community) have needed access to institutional data** related to class schedules, course offerings, rosters, etc. A campus mobile strategy needs to consider data access policy issues that may arise at the unit, campus, and university level, with special concern for consistency and appropriate data stewardship.



Showing results for foursquare.

iPhone Apps



Foursquare
Social Networking

Downloaded ▾



HootSuite for Twitter &...
Social Networking

Free ▾



NearMe™
Lifestyle

Free ▾



Localscope
Navigation

Free ▾



Ban.jo
Social Networking

Free ▾



Lunchbox
Food & Drink

Free ▾



Venue Map for foursquare
Navigation

Free ▾



Localmind
Social Networking

Downloaded ▾



BuzzMob
Social Networking

Free ▾



Magic Hour - Camera &...
Photo & Video

\$1.99 ▾



My Places for Google Maps
Navigation

Free ▾



Checkie for foursquare
Social Networking

Free ▾



SocialHub for Facebook Twitt...
Social Networking

\$1.99 ▾



Glassmap
Social Networking

Free ▾



Plan X - Super Villain Wars
Entertainment

Free ▾



Zombie Hood
Games

Free ▾



Photo+
Photo & Video

Free ▾



StepTrace: Personal Track...
Social Networking

Free ▾



All

iPhone Apps

iPad Apps

Albums

Songs

Podcasts

Podcast Episodes

Movies

Books

TV Episodes

TV Seasons

ARTISTS AND MORE

Foursquare Labs, Inc. >
Software Developer

Foursquare United Generation >
Christian & Gospel

4Square >
Singer/Songwriter

Foursquare >
Dance

Four Square >
Rock

Android Apps

All prices

SafeSearch: Off

Sort by: Relevance

Android Apps At least 1000 results



Foursquare

FOURSQUARE / SOCIAL

★★★★★ (150,370)

EDITORS' CHOICE

INSTALL

Foursquare helps you and your friends make the most of where you are. Join the over 25 million people who are already on Foursquare. Download the free app now! ✓ Shar...



Foursquare Timescape™

SONY MOBILE COMMUNICATIONS / SOCIAL

★★★★★ (1,684)

INSTALL

Get foursquare updates in Timescape™, on your Sony Ericsson Xperia™ phone. The foursquare Timescape™ Extension delivers your latest foursquare Network Activity direct...



Foursquare™ Timescape™

SONY MOBILE COMMUNICATIONS / SOCIAL

★★★★★ (810)

INSTALL

Get Foursquare updates in Timescape™, on your Xperia™ phone. The foursquare Timescape™ Extension delivers your latest foursquare activity directly into the Timescape™...



Foursquare Sync

WATTO STUDIOS / SOCIAL

★★★★★ (1,371)

INSTALL

Add and sync your Foursquare friends into your contacts address book. Adds your Foursquare friends into your Contacts address book, and re-syncs them when their detail...



Foursquare for Sony Tablet

FOURSQUARE / SOCIAL

★★★★★ (40)

INSTALL

Foursquare for Sony Android tablet. ===== In case you are unable to install or update from this screen, please uninstall and reinstall the app on y...



Venue Map for foursquare

KOSUKE OGAWA / TRAVEL & LOCAL

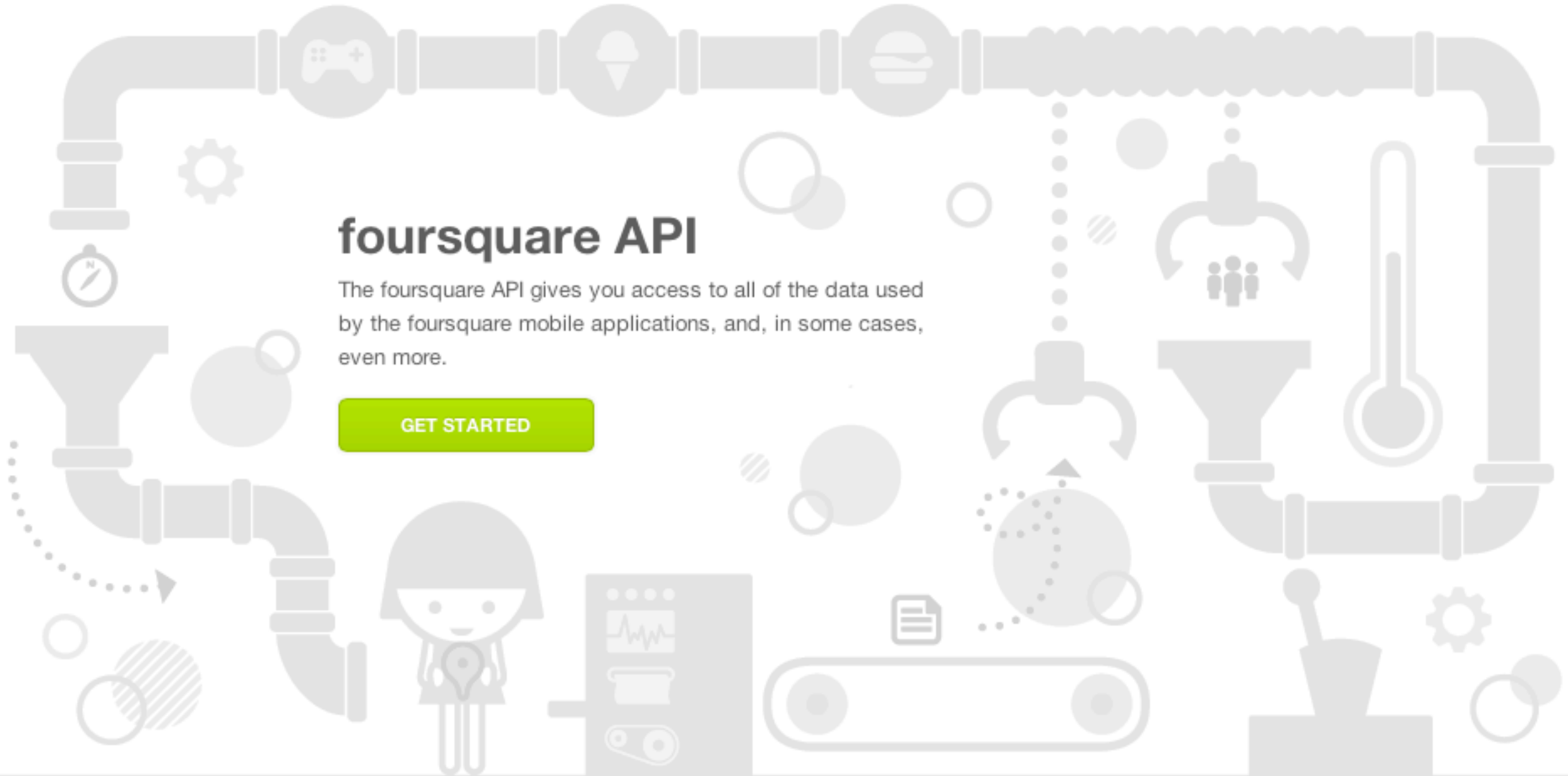
★★★★★ (88)

Venue Map for foursquare helps you find venues around the world. Venue Map for foursquare helps you find venues around the world. You can view venues on the map and

foursquare API

The foursquare API gives you access to all of the data used by the foursquare mobile applications, and, in some cases, even more.

GET STARTED



Announcements

- Developers can now preview our new [Apps Platform](#), which makes it easier for users to discover and engage with apps built on the foursquare API.
- Our forum has moved to foursquare's [StackOverflow tag](#). The [Google Groups mailing list](#) is now an announcements-only list.

“Save to foursquare” Button

Do you publish content about places? Embed the ‘Save to foursquare’ button so your readers can bookmark those places and get a reminder when they’re out exploring!

Explorer

Apps Showcase



[Getting Started](#)[Core Concepts](#)[Advanced Topics](#)[Technical Guides](#)**API Reference**[Login](#)**[Graph API](#)**[FQL](#)[Legacy REST](#)**SDK Reference****Objects**[Achievement\(Instance\)](#)[Album](#)[Application](#)[Checkin](#)[Comment](#)[Domain](#)[Errors](#)[Event](#)[FriendList](#)[Group](#)[Insights](#)[Link](#)[Message](#)[Note](#)[Offer](#)[Order](#)[Page](#)

Graph API

[API Reference](#) > [Graph API](#)

Getting Started

If you're new to the Graph API you should start with the [Graph API Getting Started Guide](#).

The Graph API is the primary way that data is retrieved or posted to Facebook. The Getting Started Guide contains an overview of the basics of the API, walks you through using the [Graph API Explorer](#), shows you how names work, how permissions work, what connections are and puts it all together so the rest of this reference make sense.

Reading Data

Pictures

Pictures are available on many objects and are the most commonly used object in the graph. This document covers how to access them. Pictures are not Photographs. For Photographs that people upload please see our [Photo](#) and [Album](#) reference API documents.

Selecting Results

When accessing objects in the graph, you can control which fields are returned.

Pagination

Many of the Graph APIs let you get data in small sets, with a way to page forward and backwards in time. This document covers how to use the pagination arguments and results.

Search

You can search through public objects with the Graph API. This document covers the basics on the objects you can search and how to page through results.

Dates

Many APIs return dates. This document covers the default format we use at Facebook and how you can change it.

Data Access – Login, Privacy and Permissions

Much of the data you'll be accessing via the Graph API requires the user to allow you to access it. This includes reading anything beyond public data or writing data to a user's timeline. This document gives you pointers to what you need to do about the topics of privacy, permissions, login and auth tokens.

Overview

Authentication >

Real-time >

iPhone Hooks >

API Console >

Endpoints >

Embedding >


Libraries >

Forum >

Hello Developers.

The first version of the Instagram API is an exciting step forward towards making it easier for users to have open access to their data. We created it so that you can surface the amazing content Instagram users share every second, in fun and innovative ways.

Build something great.

[Register Your Application](#)then [dive into the documentation](#)

Getting Started

1

2

3

Register

We'll assign an OAuth `client_id` and `client_secret` for each of your applications

Authenticate

Have our user [authenticate](#) and [authorize your application](#) with Instagram


Start making requests!

Make requests to our [API Endpoints](#) with your [authenticated OAuth credentials](#)



Explore the world of Google Developer Tools +1 2.8k

I am a...



Mobile Developer

Build, promote, earn, measure, and enhance your mobile app.



Games Developer

Build games for web and mobile using Google technologies.



Web Developer

Use the latest HTML5 technologies and Chrome developer tools to build cutting edge web apps.



Startup

Tools for your startup's needs and Google integration.



Webmaster

Get best practices for having your content found on Google.



Developer ready to monetize

Maximize the value of your online content with revenue and ad management tools from Google.

Technologies and Tools



Google+



Google Maps



Android



Google Apps



Cloud Platform



Google TV



Chrome



Commerce



Games



Google Analytics



Advertise



Reach a global audience

Last updated January 16, 2013.



University of Waterloo Open Data API

Because more data is better

[Home](#)

[Request an API Key](#)

API >

[Methods List](#)

Geolocation >

[Buildings](#)

[Parking](#)

[Building Coordinates](#)

[WatPark](#)

Events >

[Daily Events](#)

[Calendar Events](#)

[University Holidays](#)

Course >

[Course Search](#)

[Course Info](#)

[Course Prerequisites](#)

Faculty Info >

[Faculties List](#)

[Departments List](#)

[Terms List](#)

Features

The YouWaterloo Public Data API allows anyone to build their own programs and applications using data extracted from the University of Waterloo websites. The API features more than 25 methods of accessing various data across the University of Waterloo network.

Accessing the API

All calls are made to the following URL with the required parameters for a given service.

```
http://api.uwaterloo.ca/public/v1/
```

```
- data: [  
  - {  
    DeptAcronym: "CS",  
    Title: "Introduction to Artificial Intelligence",  
    Number: "486",  
    Prerequisites: [  
      - [  
        "or",  
        - [  
          "pair",  
          - {  
            Department: "CM",  
            Number: "339"  
          },  
          - {  
            Department: "CS",
```


UW Web Services



BROWSE THE SERVICES

SUBMIT A NEW SERVICE

MANAGE YOUR SERVICES

Learn



Learn more about Web Services so you know how to best use it to improve your business.

MORE +

Discover



Discover what's going on with Web Services here at the University of Washington with Tweets, UserVoice, and Web Services in development.

MORE +

Connect



Connect to our set of Web Services and find the right one you need.

MORE +

What is a Web Service?

Web Services at the University of Washington is a method of getting important institutional data from and/or into your applications. Web Services are a way for applications or systems to talk to one another and does not usually involve human interaction. Currently, the use of Web Services is mainly targetted for application developers who would write code against them. Click [here](#) to learn more

What's new

[Find out more at our Blog](#)

- ▶ [SWS adds Degree Audit and Enhances Section Search](#)
- ▶ [Narrow Down Appointees By Employee Type in HRP WS](#)
- ▶ [Space Web Service 1.0 has been released](#)
- ▶ [FWS has been Updated... by Procrastinators!](#)
- ▶ [SWS adds Current, Next, and Previous Term resources](#)

Cambridge University Press Adds API to its Vocabulary

Eric Carter, September 4th, 2012

Comments (1)

Less than two months ago, Merriam-Webster announced that some of its references would be [available via an API](#). Now, competitor Cambridge University Press has followed suit with the [Cambridge Dictionaries Online API](#). Currently, Cambridge offers five dictionaries through an API (i.e. Cambridge Advanced Learner's Dictionary, Cambridge Dictionary of American English, Cambridge Business English Dictionary, Cambridge Learner's English-Turkish Dictionary, and Cambridge Learner's Dictionary). Cambridge Dictionaries' reference systems manager, Dominic Glennon, [commented](#): "The API makes our dictionary data easily available to any developer with a good idea and we can't wait to see what they do with it."



A screenshot of the Cambridge Dictionaries Online API Developer Hub page. The page has a dark blue header with the title "Cambridge Dictionaries Online" and the tagline "The most popular online dictionary and thesaurus for learners of English". Below the title is the "API Developer Hub" section. On the right side of the header, there are "Login" and "Register" tabs, a "Username" input field, a password field with asterisks, a "Forgot password?" link, and a "Log in" button. A navigation menu below the header includes "Home", "Demo", "Showcase", "Forum", "Blog", "Request API Key", and "Help". The Cambridge University Press logo is in the top right corner. The main content area features a row of five dictionary covers: "Cambridge Business English Dictionary", "Cambridge Academic Content Dictionary", "Cambridge Advanced Learner's Dictionary Third Edition", "Cambridge Learner's Dictionary English", and "Cambridge Learner's Dictionary Fourth Edition". To the right of the covers is a large text block that reads: "Harness the power of Cambridge Dictionaries Online with our unique Developer API".

Home

How it works (and why you don't have to be a programmer to win)

Get all the details

- Rules
- Important Deadlines
- Judging Criteria
- Prizes
- Orientation sessions and workshops

Submit your pitch

Previous Winners

Sponsorship

Contact Us!

THE BEST APP IDEAS COME FROM EVERYDAY EXPERIENCE


Never know when to water your plants? **How about an app that's your digital green thumb.**

Always forgetting names at parties? **Perhaps an app that captures names before you forget.**

Eating too much fast food? **Why not an app that sets off an alarm, calling your friends if you're too close to temptation.**

Doing research that few people know about? **Turn it into an app.**

Get the idea? [Submit your pitch now!](#)



Your app idea could win you \$10,000.

Not a programmer? No problem! We're looking for the best ideas UChicago has to offer. [Get all the details >](#)

THE APP CHALLENGE IN A NUTSHELL:

Q: WHO CAN PARTICIPATE?

A: JUST ABOUT ANYONE, SOLO OR AS A TEAM

The Mobile App Challenge is open to all **Faculty, Students, and Staff (full, part-time/temporary)** at the University*.

Note: Full- and part-time employees of IT Services, Polsky Center for Entrepreneurship, and UChicagoTech are not eligible, **with the exception of student employees currently enrolled at the University. Questions about eligibility? [Please contact us.](#)*

Q: WHAT TYPES OF APP IDEAS QUALIFY?

A: JUST ABOUT ANYTHING FOR ANYONE

Last year, we focused on apps that would benefit the UChicago community. This time, we're opening the field. You can submit an idea in one (or more) of the following categories, for the audience of your choice:

- Business (Productivity; Reference; Finance)
- Education
- Entertainment (Games; Photo & Video; Music; Food & Drink)
- Medical (Health & Fitness; Lifestyle)

SPONSORS

 **IT Services**

 **UChicagoTech**

 **CHICAGO BOOTH** |  **Polsky Center**
for Entrepreneurship

UCHICAGO MOBILE APP CHALLENGE ON TWITTER

Tweets

 Follow



UChicagoAppChallenge

9h


@UChicagoAppChal

Deadline is ONE MONTH AWAY!
Don't miss out on your opportunity to win \$10K with your great idea! [ow.ly/f3D.lc](#)



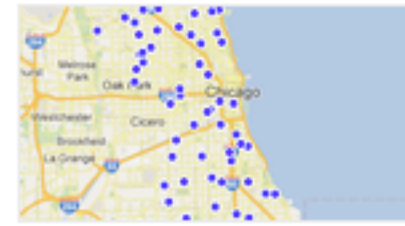
Crimes - 2001 to present

Review reported incidents of crime that occurred in Chicago from 2001 to present.



Budget Ordinance - 2013 Appropriations

View the 2013 City operating budget as approved by the City Council.



Get a Flu Shot

Find a Chicago Department of Public Health free flu clinic near you. For more information about the flu, go to <http://bit.ly/9uNhqG>.



Chicago Transit Authority Datasets

Explore CTA data, including bus routes, 'L' lines, ridership information and fare card sales outlet locations.

View Types

- Datasets
- External Datasets
- Files and Documents
- Filtered Views
- Charts
- Maps
- Calendars
- Forms

Categories

- Administration & Finance
- Buildings
- Community & Economic Development
- Education
- Environment & Sustainable Development

[View All](#)

Topics

- crime
- gis
- performance metrics
- police

Search & Browse Datasets and Views

Most Relevant

Name	Popularity	Type
1. Towed Vehicles Transportation vehicles, streets This dataset displays location for vehicles that have been towed and impounded by the	2,770 views	
2. Relocated Vehicles Transportation vehicles, streets This dataset presents current and former locations of vehicles that have been relocated	2,114 views	
3. Chicago Traffic Tracker - Congestion Estimates by Regions Transportation traffic This dataset contains the current estimated congestion for the 29 traffic regions. For a	194 views	
4. Chicago Traffic Tracker - Congestion Estimates by Segments Transportation traffic This dataset contains the current estimated speed for about 1250 segments covering 300	705 views	
5. Current Employee Names, Salaries, and Position Titles Administration & Finance personnel This dataset is a listing of all current City of Chicago employees, complete with full	106,847 views	
6. CTA - Map of Fare Media Sales Outlets cta, chicago transit authority	94,117 views	
7. Crimes - Map Public Safety crime, police This dataset reflects reported incidents of crime that have occurred in the City of Chicago	81,060 views	
8. Police Stations Public Safety facilities, gis Chicago Police district station locations and contact information.	57,521 views	
9. Building Permits Buildings permits Permits issued by the Department of Buildings in the City of Chicago from 2006 to the	48,127 views	
10. Fire Stations Public Safety public safety, facilities, gis Fire station locations	44,219 views	

[Press Releases](#)
[Reports & Notices](#)
[@ the CTA Newsletter](#)
[Charter a Train](#)
[Connections \(TV Show\)](#)
[Developer Center](#)
[CTA Train Tracker API](#)
[CTA Bus Tracker API](#)
[Customer Alerts API](#)
[Scheduled Service Data \(GTFS\)](#)
[Further Reading](#)
[DIY Transit Info Display](#)
[CTA Trademarks & You](#)
[Developer License Agreement & Terms of Use](#)
[Apps](#)
[Going Green](#)
[Open Data](#)
[Performance](#)
[Planning & Expansion](#)


Developer Center

Welcome, developers!

We're glad you're interested in developing applications using data from CTA. This set of data offerings will be able to help you create interesting new applications and mash-ups that'll help people get the information they want or need about CTA services, wherever they want to receive it.

The information provided through data feeds includes static schedule and service data using an open standard, and APIs that can get you up-to-the-minute information from both CTA Bus Tracker SM and CTA Train Tracker SM. We also have a Customer Alerts API that is a feed of both planned and unplanned events that affect service, as published on [transitchicago.com](#).

Send us feedback

We'll continually be working to improve the available tools and content, and we'd love to hear what you think. Drop us a line at webmaster@transitchicago.com.

Quick Links


[Schedules](#)

[Maps](#)

[Alerts](#)

[Transit Trackers](#)

[Chicago Card](#)

[Fare Info](#)

Plan a trip

Start (e.g. O'Hare Airport)

End (e.g. 1 N State St, Chicago, IL)

Leave Now

More

Get directions with:



[About trip planners \(and more options\)..](#)

System Status

Trains:

Red Line Normal Service

Blue Line Normal Service

Showing results for cta.

iPhone Apps



Transit Stop: CTA Tracker (Free)
Navigation

Free



Embark CTA - Train - Chicago L
Navigation

Free



Bus Boy - Chicago CTA B...
Navigation

Free



HopStop Transit Directions for...
Navigation

Free



Transit Stop: CTA Tracker
Navigation

\$1.99



Embark Metra
Navigation

Free



Next Transit - for CTA
Navigation

Free



TransitGenie Chicago
Navigation

Free



Arrivals Chicago CTA
Navigation

Free



iTrans Chicago CTA
Navigation

\$1.99



RedEye Chicago
News

Free



CG Transit - Public Transpo...
Travel

Free



Buster: The Chicago Bus &...
Travel

\$1.99



Chicago Transit Tracker
Travel

Free



Chicago Traffic Tracker
News

Free



myTransit - CTA
Navigation

\$0.99



TransitLive - Philly, Boston,...
Travel

Free



Ride Chicago - CTA
Travel

Free



All

iPhone Apps

iPad Apps

Songs

Albums

Books

iTunes U Collections

iTunes U Episodes

Podcasts

Podcast Episodes

ARTISTS AND MORE

Kramer Concepts, LLC >
Software Developer

CTA >
Hip-Hop/Rap

CTA (California Transit Authority) >
Jazz

Embark, Inc. >
Software Developer

Ferretti Technologies >
Software Developer

✓ You have interesting data

- ✓ You have interesting data
- ✓ Make your data interesting to me—
expose it through a REST API

- ✓ You have interesting data
- ✓ Make your data interesting to me—
expose it through a REST API
- ✓ Mobile developers want to make mobile apps for you,
just setup the REST

- ✓ You have interesting data
- ✓ Make your data interesting to me—
expose it through a REST API
- ✓ Mobile developers want to make mobile apps for you,
just setup the REST
- ✓ Your mobile strategy can be that simple

**But it can go so terribly
terribly wrong...**



THE HARVARD LIBRARY TRANSITION

News

News Archive

- » [Harvard Library Names Two to New Positions](#)
- » [Library Launches Student Engagement Pilot Project](#)
- » [Millions of Harvard Library Catalog Records Publicly Available](#)
- » [New Andover-Harvard Theological Librarian Announced](#)
- » ["The Armenians and the Book" Exhibit at Lamont Library](#)
- » [Library Tech Joins HUTT on April 20](#)
- » [Faculty Advisory Council Memorandum on Journal Pricing](#)
- » [Harvard Library Explorer Debuts at Cabot](#)

Millions of Harvard Library Catalog Records Publicly Available

Harvard Library Releases Nearly 100% of Its Records



(See *New York Times* article [here](#).)

April 24, 2012 – The Harvard Library announced it is making more than 12 million catalog records from Harvard's 73 libraries [publicly available](#).

The records contain bibliographic information about books, videos, audio recordings, images, manuscripts, maps, and more. The Harvard Library is making these records available in accordance with its [Open Metadata Policy](#) and under a [Creative Commons 0 \(CC0\)](#) public domain license. In addition, the Harvard Library announced its open distribution of metadata from its [Digital Access to Scholarship at Harvard \(DASH\)](#) scholarly article repository under a similar CC0 license.

"The Harvard Library is committed to collaboration and open access. We hope this contribution is one of many steps toward sharing the vital cultural knowledge held by libraries with all," said Mary Lee Kennedy, Senior Associate Provost for the Harvard Library.

The catalog records are available for bulk download from Harvard, and are available for programmatic access by software applications via API's at the [Digital Public Library of America \(DPLA\)](#). The records are in the standard MARC21 format.

"By instituting a policy of open metadata, the Harvard Library has expressed its appreciation for the great potential that library metadata has for innovative uses. The two metadata releases today are prime examples," said [Stuart Shieber](#), Library Board Member, Director of the Office for Scholarly Communication and Professor of Computer Science at Harvard.

John Palfrey, Chair of the DPLA, said, "With this major contribution, developers will be able to start experimenting with building innovative applications that put to use the vital national resource that consists of our local public and research libraries, museums, archives and cultural collections." He added that he hoped that this would encourage other institutions [to make their own collection metadata publicly available](#).



Item API

Contents [hide]

- 1 Note on Usage
 - 1.1 Base URI for the Item type
 - 1.2 Basic Query
 - 1.3 Return Type
 - 1.4 Query Terms: Well-formedness
 - 1.5 Base Fields: Mapping to a set of common terms
 - 1.6 Local Data: The original, supplied data
 - 1.7 Fields common to all DPLA records
 - 1.8 Faceting and filtering
 - 1.9 Controls

Note on Usage

Item metadata contributed by Harvard University is offered under a [Creative Commons 0](#) license. Harvard requests the DPLA post the following: "community norms request attribution and that if others improve this data, they make those improvements equally freely available. In addition, for data asking users to observe the WorldCat [community norms](#). We believe that observing these community norms will help promote good practices, for metadata community."

Note that the API is not intended to be used to acquire DPLA data sets in their entirety. Not only is that an inefficient way to gather the data, it can affect others. The DPLA prototype platform has instituted some reasonable limits (3/sec) on the rapidity of requests from a single source. Note also that the <http://openmetadata.lib.harvard.edu/bibdata>.

Base URI for the Item type

```
http://api.dp.la/v0.03/item/
```

Basic Query

Basic queries to DPLA include the field you want to search against and your query term squashed together with a colon:

Parameter name	Parameter description
filter	The field and query

A basic query might look something like this:

```
[Example query code]
```

navigation

- [Main page](#)
- [Community portal](#)
- [Current events](#)
- [Recent changes](#)
- [Random page](#)
- [Help](#)

search

toolbox

- [What links here](#)
- [Related changes](#)
- [Special pages](#)
- [Printable version](#)
- [Permanent link](#)

*From a policy perspective, we would need to decide whether we want to make our data available, and what kind of agreement or permissions we would need from [our partners]. **I am not sure who is interested in our data, or what they would like to [do] with it,** but getting that sort of information would help make the case for why we want to do [this], if we decide to go in that direction.*

My response to this was:

If we build it, they will come!

